

---

# Education in India

*Presented by*  
*Asha for Education<sup>TM</sup>*

# The World Today

---

- If the earth's population was 100 people, there would be:
  - 52 females
  - 48 males
- 6 people would possess 59% of the entire world's wealth - all 6 would be from the US
- 80 would live in substandard housing
- **70 would be unable to read**
- 50 would suffer from malnutrition
- 1 would be near death; 1 would be near birth
- **1 (yes, only one) would have a college education**
- 1 would own a computer

# Why Education?

---

- Awareness of Rights
- Ability to Exercise Civic Rights
- Improved Access to Opportunities
- Economic Mobility
- Improve Gender Equality
- Overall Development

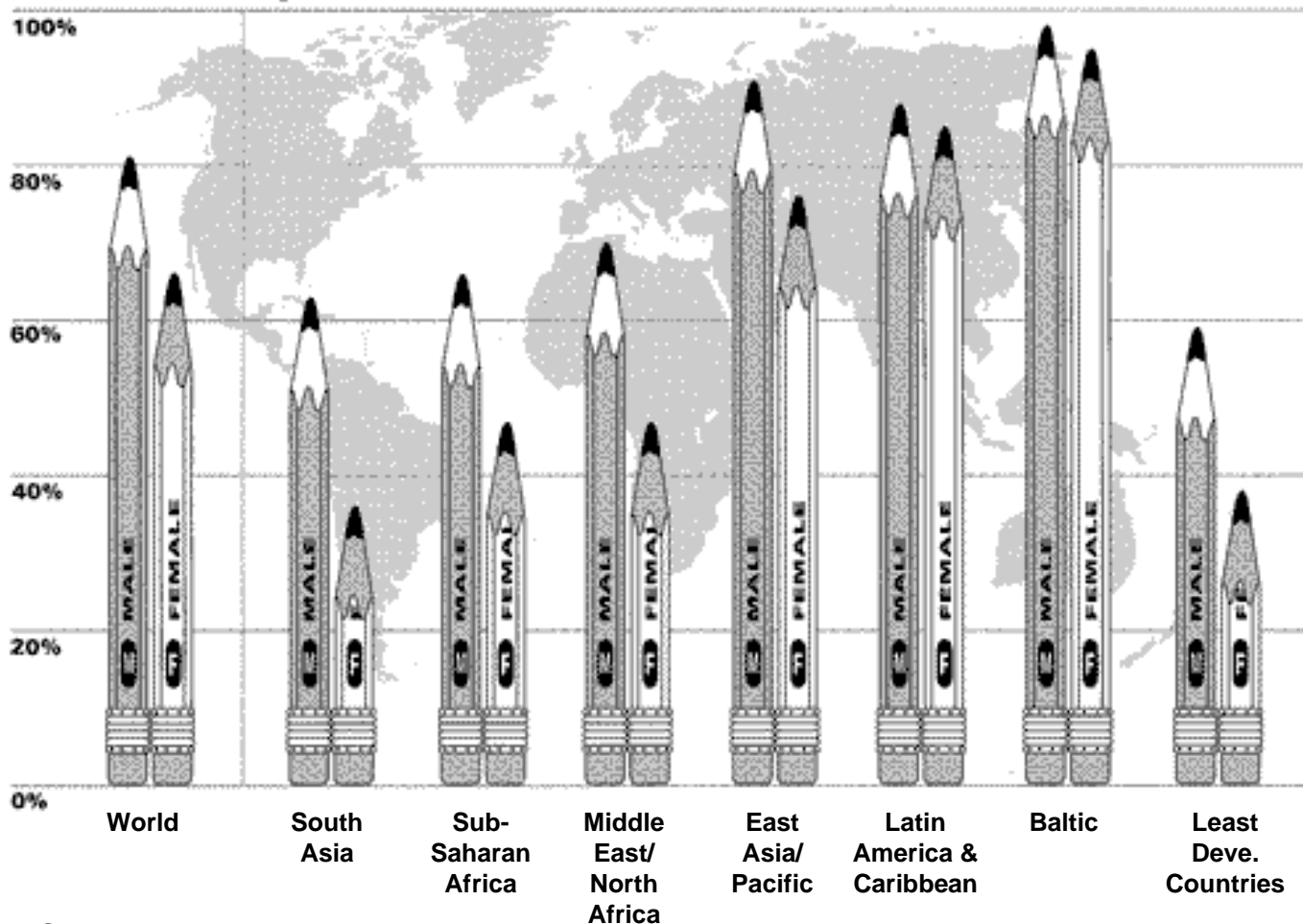
# What is Education?

---

- Literacy (3Rs)
- Vocational & Professional Training
- Health Education
- Civic Rights & Responsibilities

# Literacy Rates Worldwide

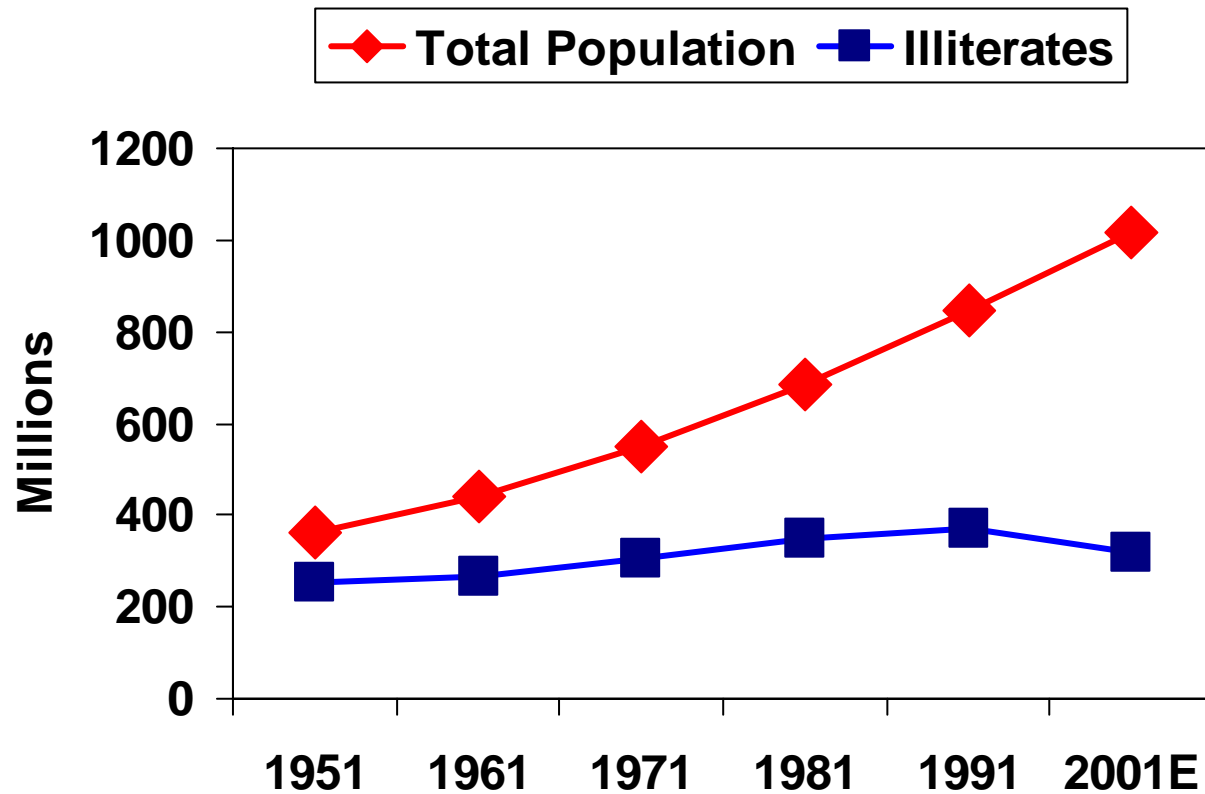
**Adult literacy rates**



Source: UNICEF 1999

# India's Progress in Literacy

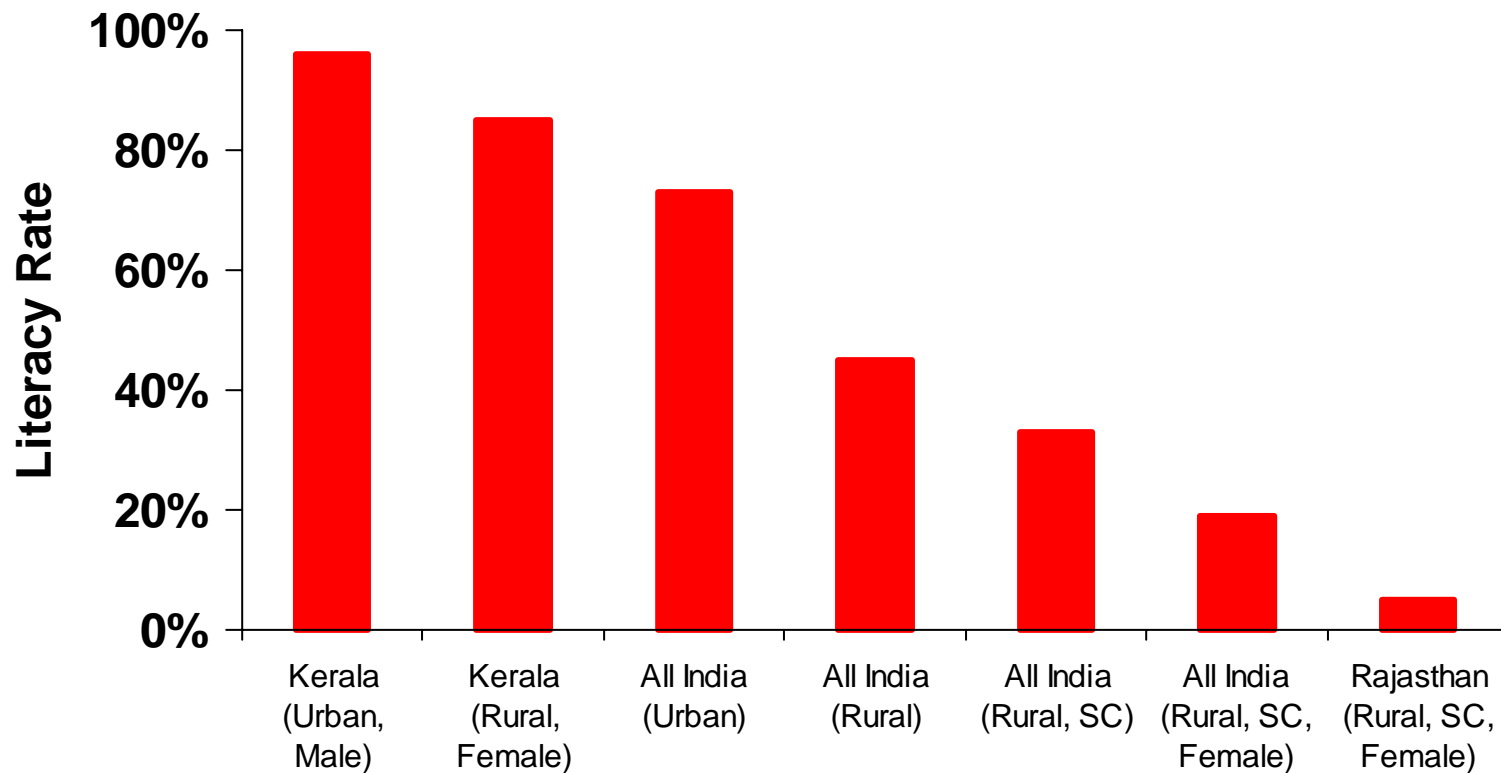
---



Source: Calculated from census data

# Social & Regional Disparity


---



Source: PROBE Report 1999

# Vicious Cycle

---



# Myth 1: Parents not Interested in Education

---

*Is it important for a BOY to be educated?* 98% Yes 2% No

- *If yes, why?*

87% Improves employment and income opportunities

29% Improves social status

24% Improves confidence or self-esteem

*Is it important for a GIRL to be educated?* 89% Yes 11% No

- *If yes, why?*

50% Helps to write letters and keep accounts

40% Improves employment and income opportunities

35% Improves marriage prospects

## Myth 2: Child Labor is the Main Obstacle

---

<i>Percent of children in work force</i>	<u>Boys</u>	<u>Girls</u>
Census of India (1991)	10.0%	8.8%
National Sample Survey	6.9%	7.8%
NCAER Survey	4.4%	3.5%

### *On the day preceding the survey,*

percent who worked more than 8 hours	22%	20%
percent who performed wage labor	1%	5%
average time spent working	5.1 hrs	4.2 hrs

Note: Statistics for children aged 5-14  
Source: PROBE Report 1999

## Myth 3: Elementary Education is Free

---

### *Average cost of sending a child to school*

#### Primary Level:

NSS Estimate (1986-87)	Rs. 212 excl. clothing
PROBE Estimate (1996)	Rs. 318

#### Elementary Level:

NCAER Estimate (1994)	Rs. 478
-----------------------	---------

Note: NSS is National Sample Survey  
Source: PROBE Report 1999

# The Constitution of India

---

"The State shall endeavor to provide  
**within a period of ten years**  
from the commencement of this Constitution,  
**free and compulsory education**  
for all children  
until they complete the age of 14 years."

Directive Principles of State Policy, 1950

# Government Plans

---

- Total budgetary expenditure on Education:
  - 1951-52 - 7.9% of total budget
  - 1995-96 - 11.1% of total budget
- Vocational training
- Emphasis on female education
- Non-formal education
- Teacher training
- Mid-Day-Meal scheme
- Operation Blackboard

# Government - Current Focus

---

- Constitutional amendment to make free elementary education a fundamental right
- National Elementary Education Mission for universal elementary education before 21st century
- National media and advocacy campaign for promoting universal elementary education

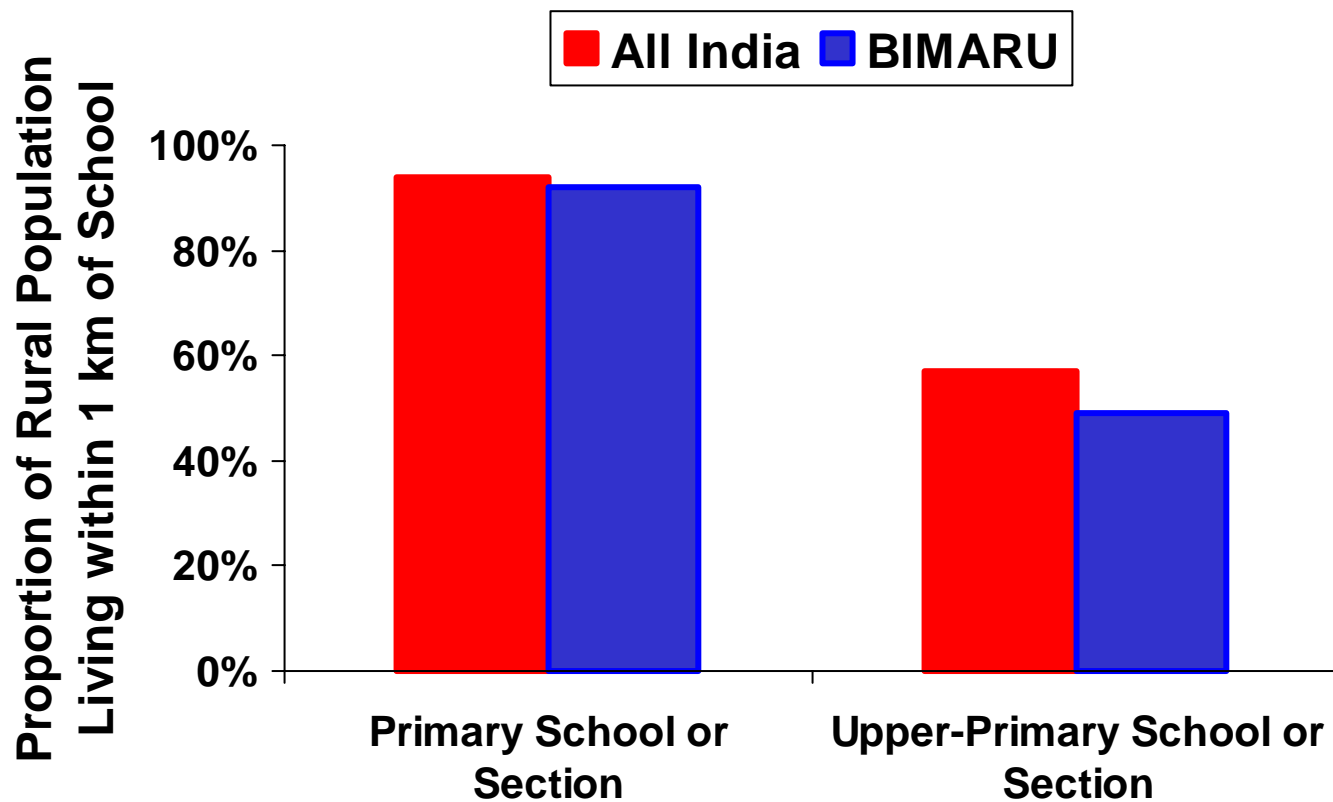
# Problems with Implementation

---

- Initiatives not completed
  - eg. Operation Blackboard
- Well intentioned programs fail
  - eg. school meal programs
- Poor quality of education
  - insufficient teacher training
  - high pupil-teacher ratio
- Poor infrastructure
  - dilapidated buildings
  - insufficient supplies

# School Availability

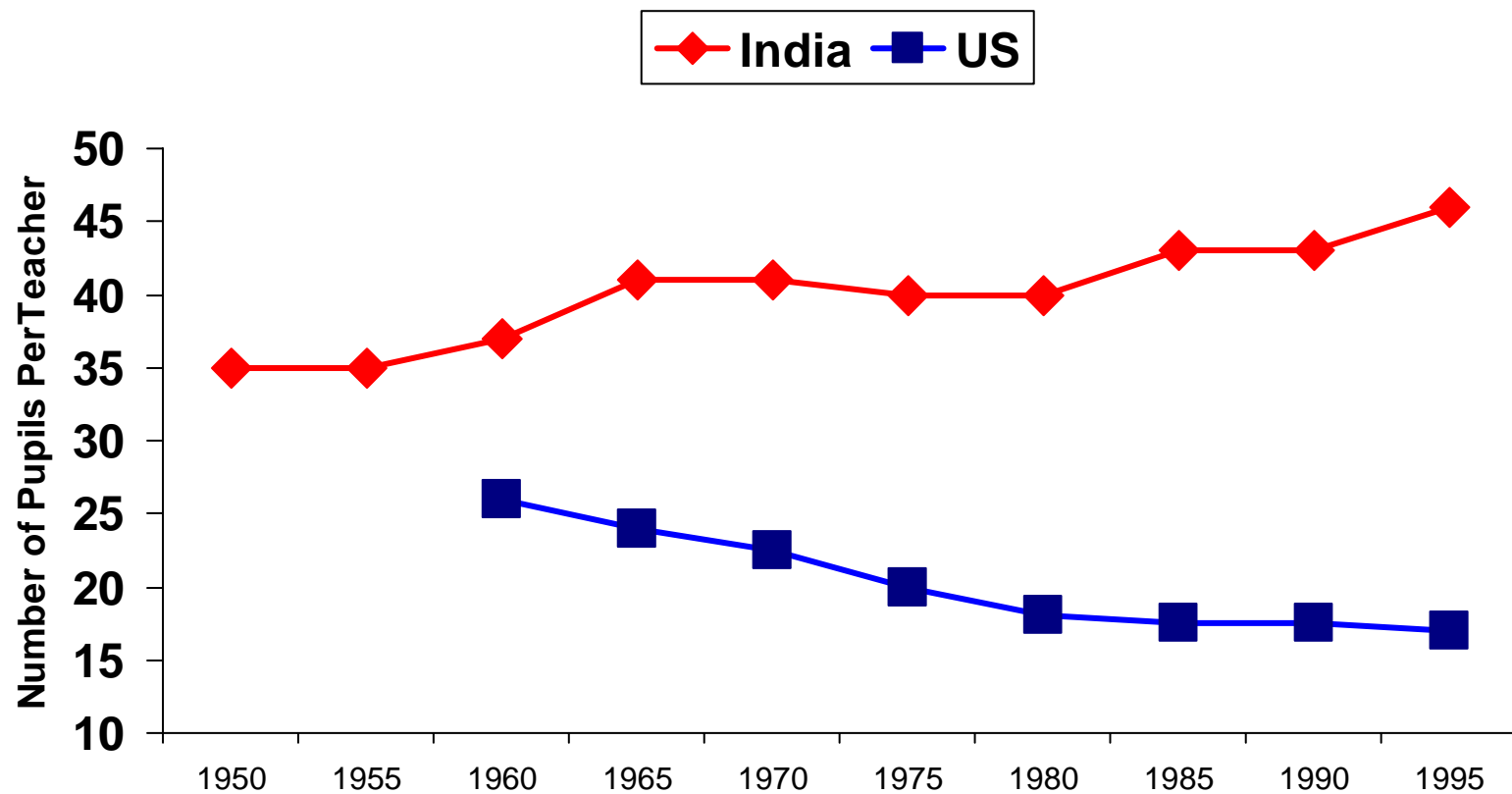
---



Source: PROBE Report 1999

# Number of Pupils Per Teacher

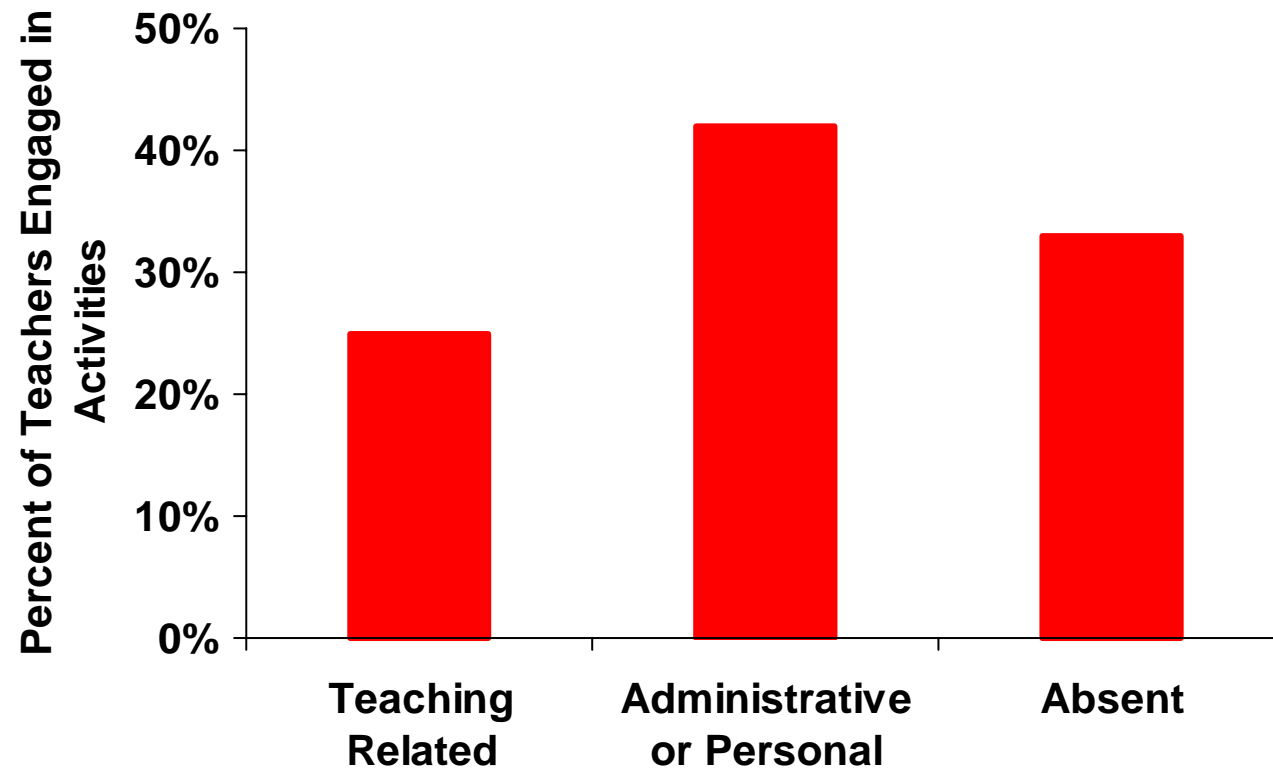
---



Source: PROBE Report 1999

# Teacher Activities

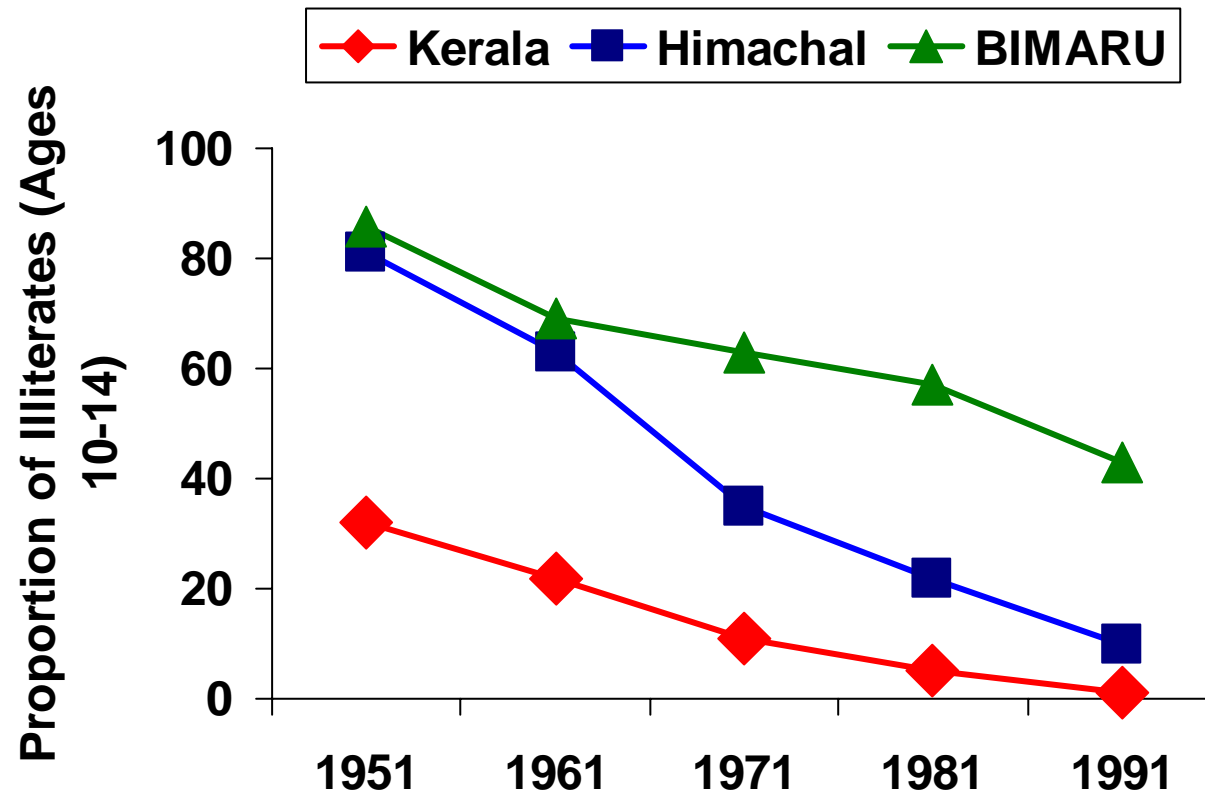
---



Source: PROBE Report 1999

# But There is Hope - HP Example

---



Source: PROBE 1999

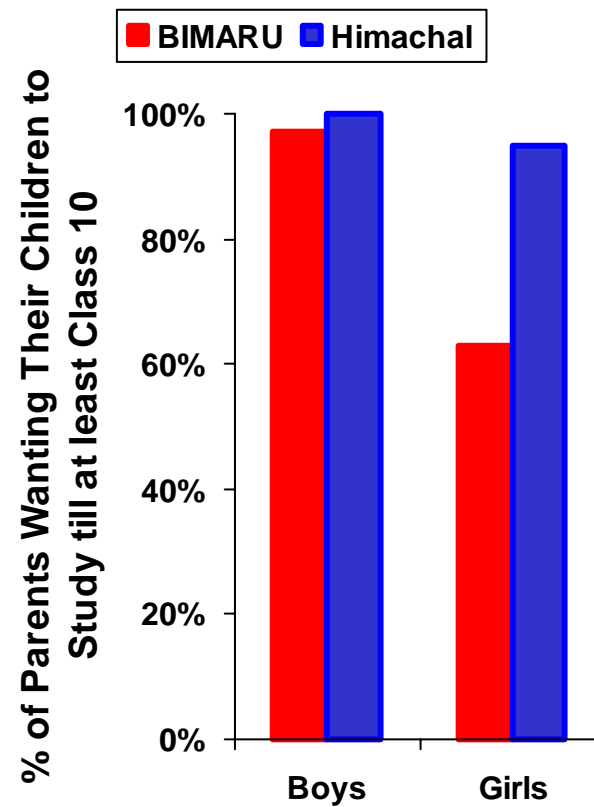
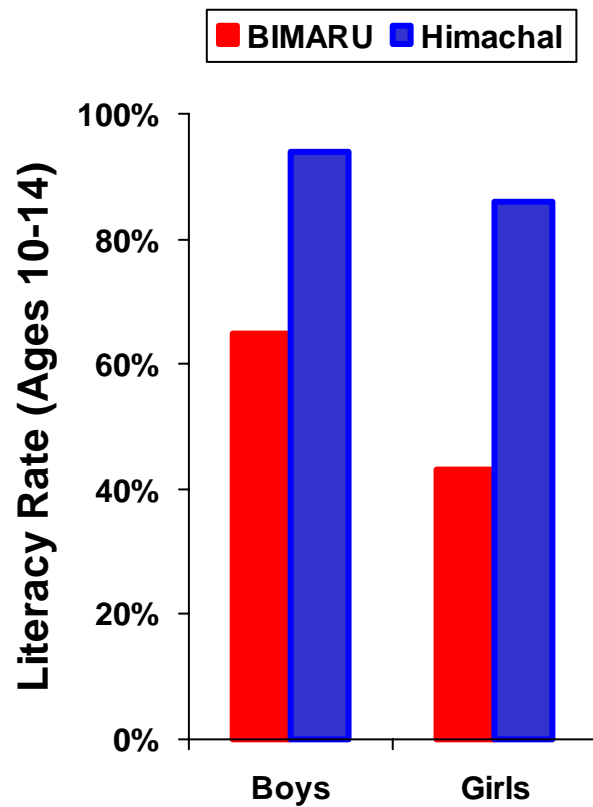
# Himachal - Key Success Factors

---

- Based entirely on government schools, with relatively little contribution from private institutions
- Driven by good quality schools, family and society involvement
  - High level of parental and societal motivation and involvement
  - Political commitment
  - Children's education accompanied by adult education
  - Good quality schools (infrastructure and teachers)
  - Positive rapport between parents and teachers
  - Low teacher-child ratio
  - Low gender bias

# Education in Himachal

---



Source: PROBE 1999

# National Literacy Mission (NLM)

---

- Total Literacy Campaign
  - Initiated in Kerala in 1989
  - Feb 1990, Ernakulam became the first totally literate district
- Goal to achieve functional literacy for 15-35 age group
  - 3 R's, skill improvement, national integration, environmental conservation, women's equality
- Achievements to date
  - 450 districts, 73 million people, 60% learners female, 10 million literacy volunteers mobilized
- Reasons for success
  - Area-specific, Time-bound, Volunteer-based, Cost-effective

# Total Literacy Campaign - 8 Stages

---

- Preparing the ground
- Zilla Saksharata Samiti
- Door-to-door survey
- Mass mobilization
- Development of teaching materials
- Task force training
- Learning process
- Monitoring and Evaluation

# NGOs Also Play a Critical Role

---

- Focus on specific, local areas
- Function as link between government and communities
- Increase local community involvement
- Back initiatives with financial support

# Tamil Nadu Science Forum (TNSF) Arivoli Literacy Program

---

- TNSF members went to a village and asked every villager 3 questions:
  1. Do you read and write?
  2. If you don't would you like to learn how to?
  3. If you do, would you like to help teach other villagers?
  
- Their answers:
  1. 900 of the 2000 villagers were illiterate.
  2. All 900 wanted to become literate!
  3. 100 literate villagers said they'd help teach the rest.

# TNSF - Arivoli Literacy Program

---

- 100% literacy within one year
  - Within a month, classes started in the village - under street lamps, in porches, on temple grounds
  - Classes held in the morning and at night to accommodate workers
  - Studying 5-6 days a week, an hour or two a day, the entire village became literate in about a year
- Street plays created about literacy, health, gender inequalities, unjust social systems and civic awareness
- 100% literacy in 50% of TN districts within 5 years
- Similar ideas are being tried in other states such as Bihar, UP, and Andhra Pradesh

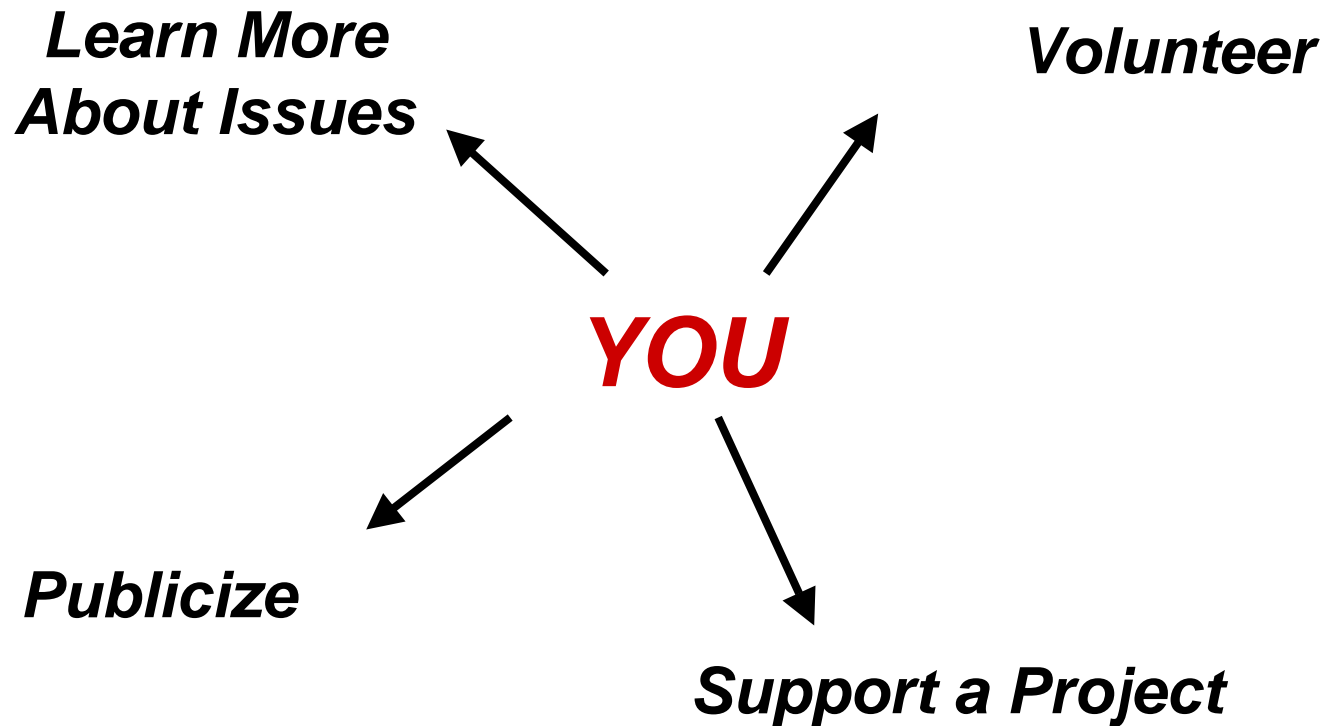
# International Non-Profit Orgs.

---

- Asha for Education
- AID - Association for India's Development
- CRY - Child Relief and You
- ICA - Indians for Collective Action
- ILP - India Literacy Project
- RIM - Rejuvenate India Movement

# How You can Get Involved

---



# The Herculean Task

---

- Great strides have been made in 50 years
- Elementary education system is one of the largest systems in the world: 150 million enrollments

*“Never before in human history has there been an attempt to lift a population of even 150 million, let alone 400 million, out of abject poverty within a democratic system”*

– International Herald Tribune, August 1999

# The Hope - In 50 Years

---

*More of This*

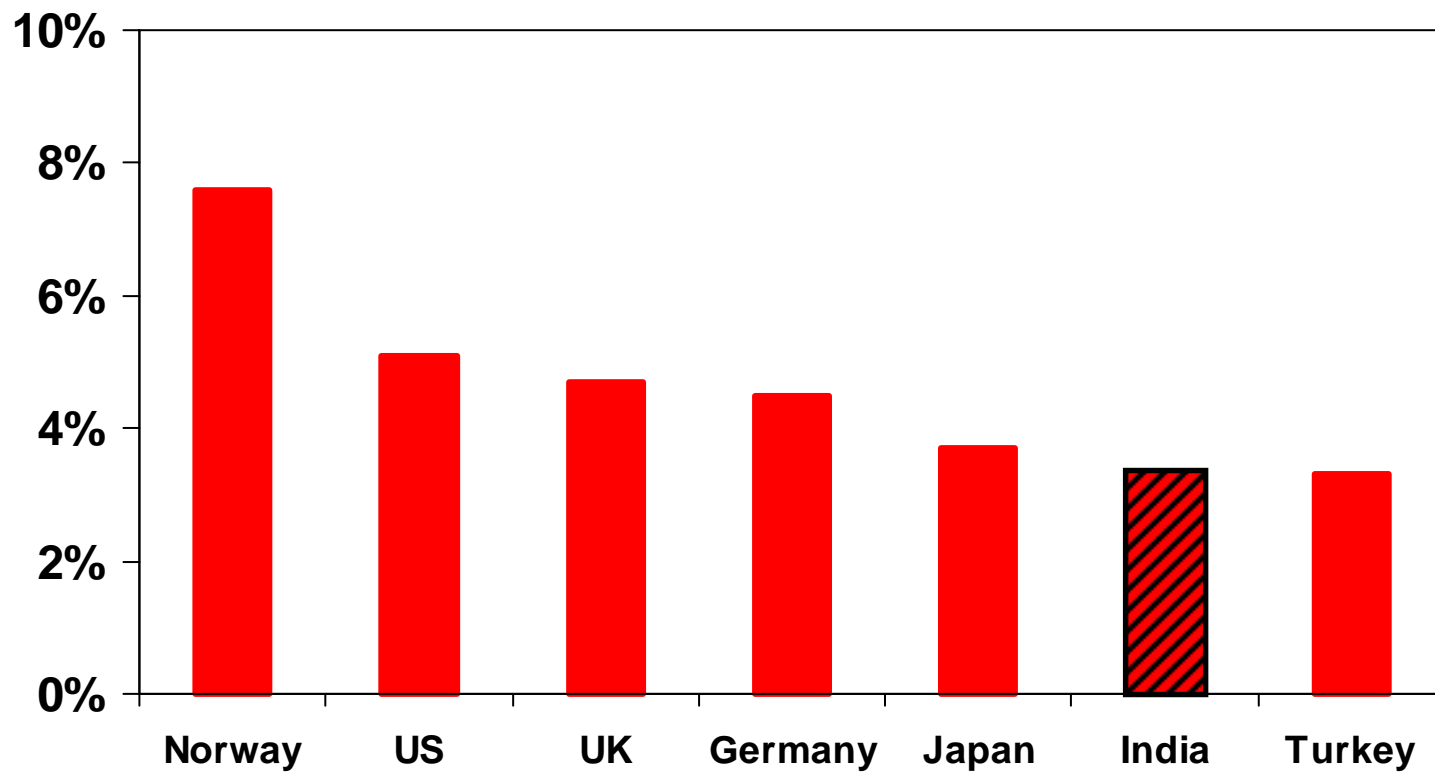


*Than This*



# Education Expenditure/GNP

---



Source: Organization of Economic Cooperation and Development, Education at a Glance 1996